



# Neighbourhood Profiles (Census 2006)

Prepared By: City of Kingston Planning and Development Department



## 19 - Strathcona Park



### Legend

- Child Care Centre
- Library
- Arena
- School
- Fire Station
- Hospital
- Long Term Care
- Marina
- Museum
- Place of Worship
- Golf Course
- Park

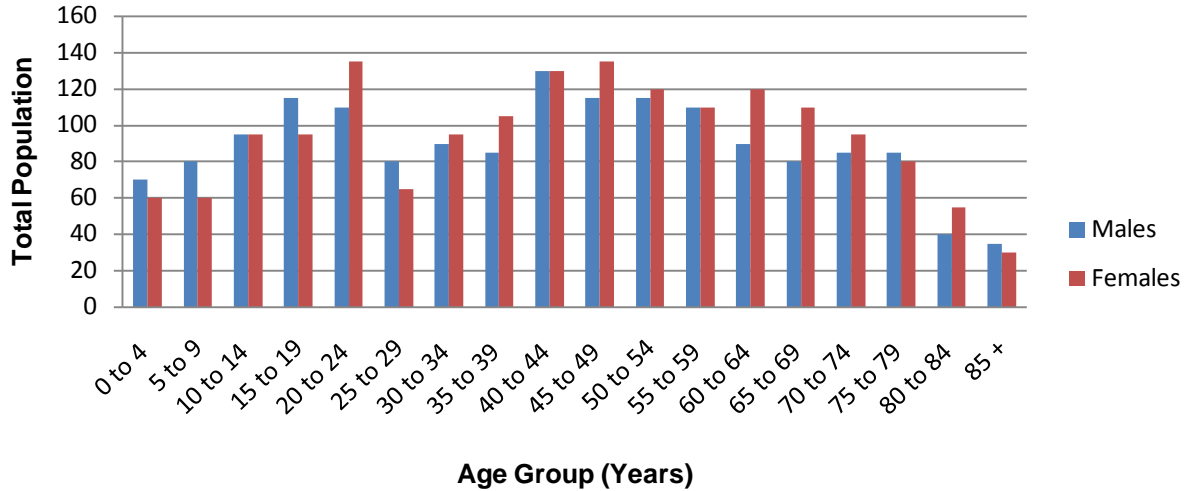


Neighbourhood boundaries are based on 2006 Census boundaries and cannot be modified by the City  
 Created By: C. Chan  
 Date: March 6, 2008

Community	Neighbourhood	City
Total Population	3260	117,207
Ave. Family Income	\$82,923	\$83,163
Ave. Household Size	2.4	2.3
% Homeownership	77.3%	62.2%

# Population Characteristics

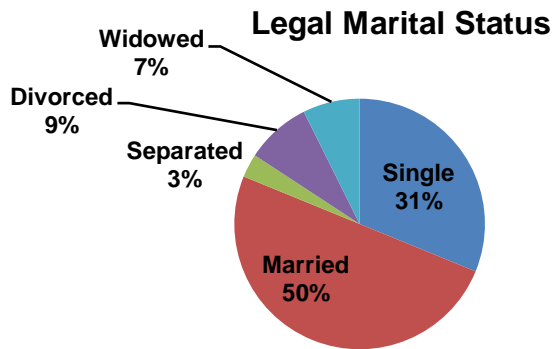
## Population By Age Group



# Family & Cultural Characteristics

## Total Lone Parent Families

Female parent	<b>110</b>	<b>78.6%</b>
1 child	75	53.6%
2 children	30	21.4%
3 or more children	10	7.1%
Male parent	<b>30</b>	<b>21.4%</b>
1 child	20	14.3%
2 children	10	7.1%
3 or more children	0	0.0%



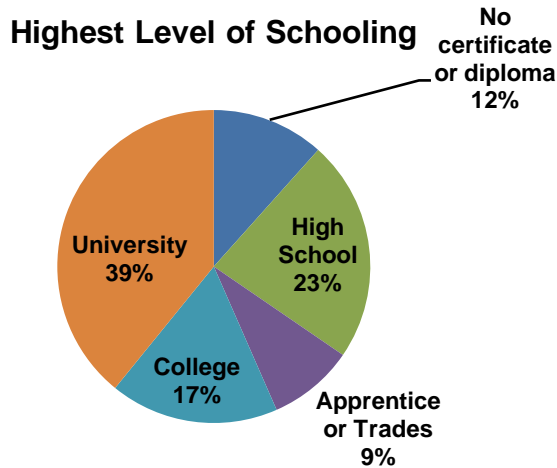
## Ethnic Origin (Top 5 Total Responses)

Ethnic Origin	# of People
English	975
Irish	975
Canadian	845
Scottish	775
French	535

## Visible Minority (Top 4 Responses)

Ethnic Origin	# of People	% of Total Visible Minority
Chinese	60	38.7%
Black	45	29.0%
South Asian	25	16.1%
Filipino	10	6.5%
Latin American	60	38.7%

# Education & Language Characteristics



## Knowledge of Official Languages

Language	Count	Percentage
English Only	2825	87.6%
French Only	0	0.0%
English and French	380	11.8%
Neither English nor French	30	0.9%

## Mother Tongue (Top 5 Responses)

Ethnic Origin	# of People	% of Total in Neighbourhood
English	2700	83.5%
French	90	2.8%
Portuguese	70	2.2%
Italian	60	1.9%
Spanish	55	1.7%

# Housing & Economic Characteristics

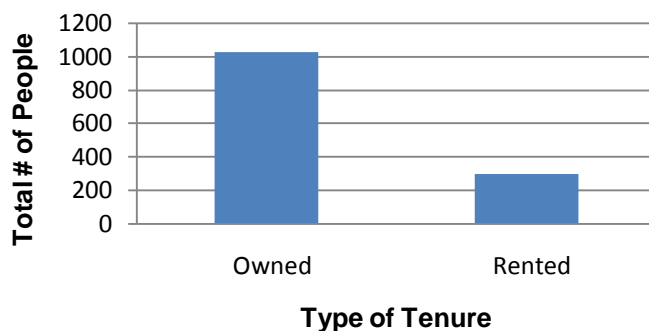
## Dwelling Type

Dwelling Type	Count	Percentage
Single-detached house	825	62.7%
Semi-detached house	50	3.8%
Row house	210	16.0%
Duplex	45	3.4%
Apartment: 5 or more storeys	120	9.1%
Apartment: fewer than 5 storeys	75	5.7%
Other single-attached house	0	0.0%
Movable dwelling	0	0.0%

## Housing Characteristics

Total number of occupied private dwellings	1325.0
Average number of rooms per dwelling	7.4
Average number of bedrooms per dwelling	3.1

## Housing By Tenure



## Age of Dwelling

Age Range	Count	Percentage
Before 1946	15	1.1%
1946 to 1960	380	28.9%
1961 to 1970	255	19.4%
1971 to 1980	355	27.0%
1981 to 1985	185	14.1%
1986 to 1990	50	3.8%
1991 to 1995	30	2.3%
1996 to 2000	15	1.1%
2001 to 2006	15	1.1%

## Household Type

One-family households	930	70.5%
Multiple-family households	10	0.8%
Non-family households	380	28.8%

## Family Income

Average 2005 family income	\$82,923
Median 2005 family income	\$73,773

## Labour Force Activity (Total Population - 15 Years and Over)

In the labour force	1665	60.4%
Employed	1535	55.7%
Unemployed	115	4.2%
Not in the labour force	1095	39.7%

## Persons Per Household

