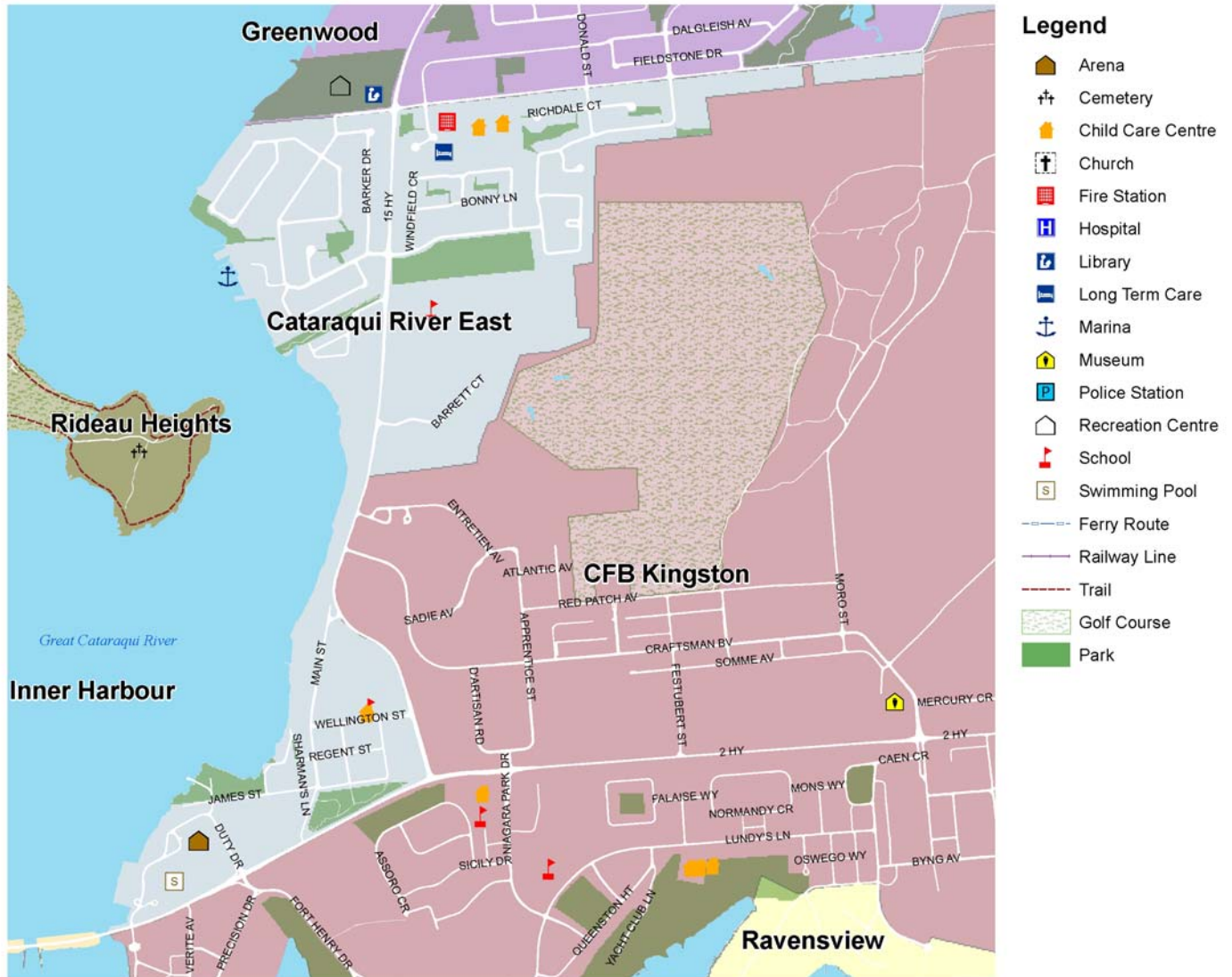




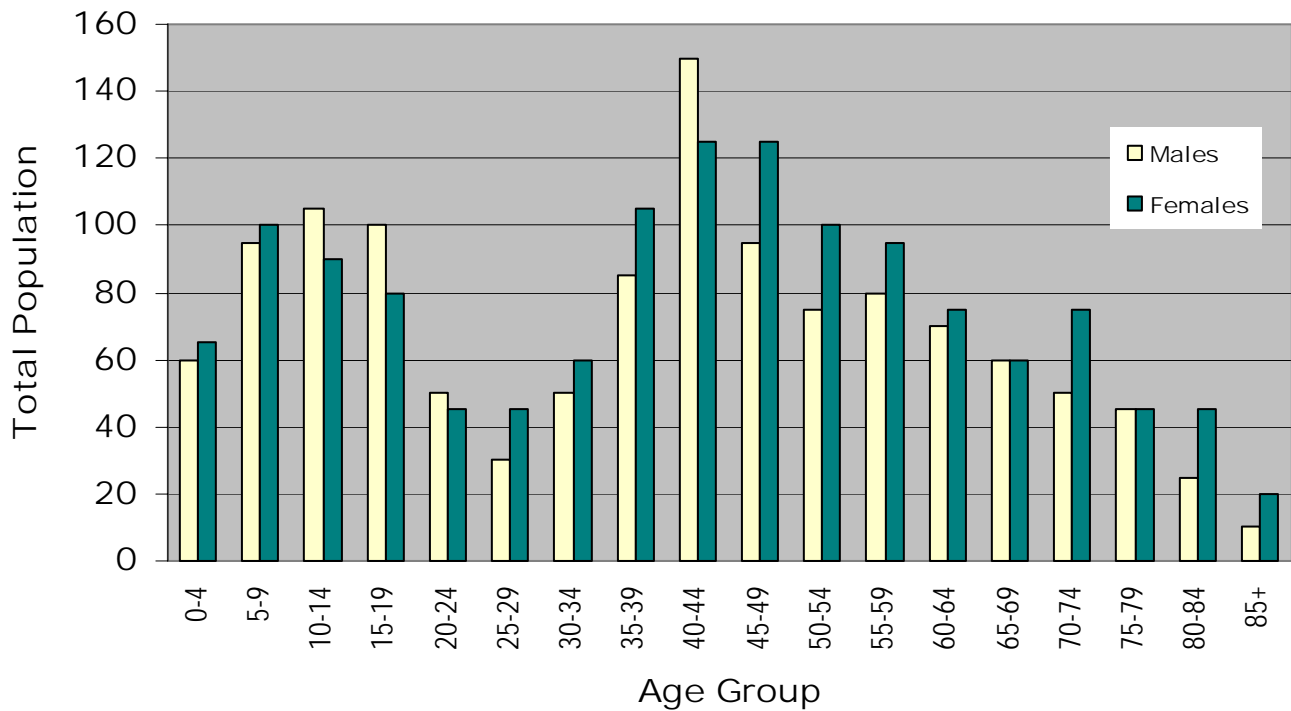
4-Cataraqui River East



COMMUNITY	NEIGHBOURHOOD	CITY
Total Population	2643 (2.31%)	114,195
Average Family Income	\$101,228	\$68,396
Average Household Size	2.4	2.4
% Homeownership	93.0%	58.4%

POPULATION CHARACTERISTICS

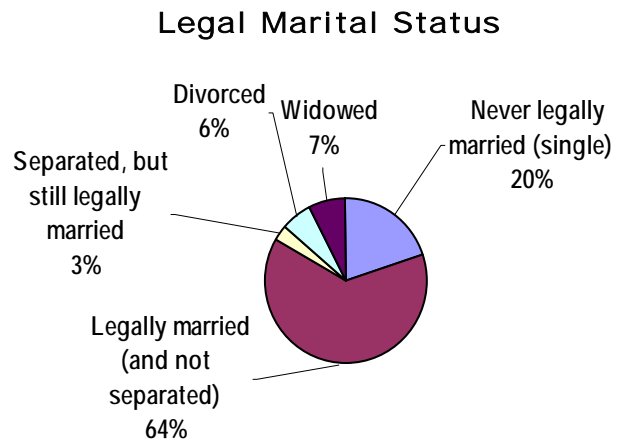
Population by Age Group



FAMILY & CULTURAL CHARACTERISTICS

TOTAL LONE-PARENT FAMILIES		
Female parent	70	77.8%
1 child	60	66.7%
2 children	0	0.0%
3 or more children	10	11.1%
Male parent	10	11.1%
1 child	0	0.0%
2 children	0	0.0%
3 or more children	0	0.0%

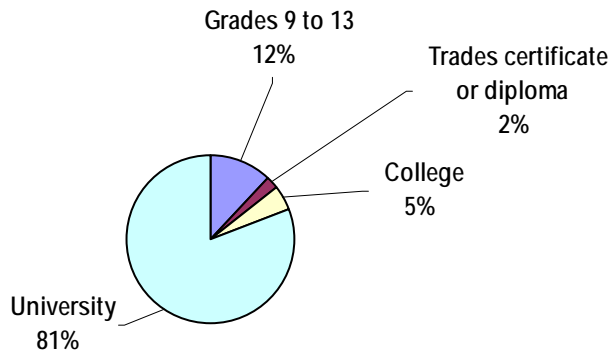
ETHNIC ORIGIN (TOP 5 TOTAL RESPONSES)	
English	990
Canadian	995
Irish	740
Scottish	605
French	520



VISIBLE MINORITY (TOP RESPONSES)		
Chinese	40	1.5%
South Asian	50	1.9%
Filipino	10	0.4%

EDUCATION & LANGUAGE CHARACTERISTICS

Highest Level of Schooling



KNOWLEDGE OF OFFICIAL LANGUAGES

Language	Count	Percentage
English only	2015	77.4%
French only	10	0.4%
English and French	580	22.3%
Neither English nor French	10	0.4%

MOTHER TONGUE (TOP 5 RESPONSES)

Language	Count	Percentage
English	2185	84.0%
French	210	8.1%
Portuguese	45	1.7%
German	35	1.3%
Other languages	25	1.0%

HOUSING & ECONOMIC CHARACTERISTICS

DWELLING TYPE

Dwelling Type	Count	Percentage
Single-detached house	565	56.5%
Semi-detached house	135	13.5%
Row house	120	12.0%
Apartment, detached duplex	0	0.0%
Apartment, building: 5 or more storeys	170	17.0%
Apartment, building: fewer than 5 storeys	0	0.0%
Other single-attached house	0	0.0%
Movable dwelling	0	0.0%

HOUSING CHARACTERISTICS

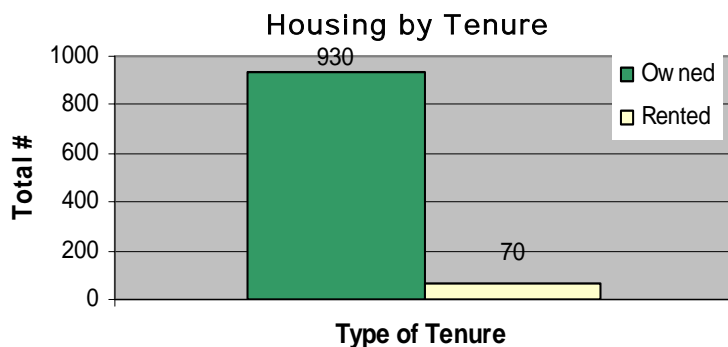
Total number of occupied private dwellings	1000
Average number of rooms per dwelling	6.8
Average number of bedrooms per dwelling	2.6

AGE OF DWELLING

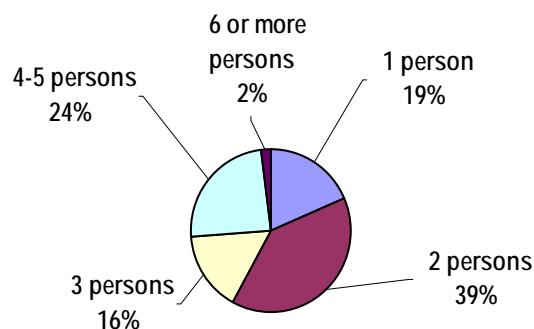
Age Group	Count	Percentage
Before 1946	55	5.6%
1946-1960	10	1.0%
1961-1970	0	0.0%
1971-1980	125	12.7%
1981-1990	575	58.4%
1991-1995	195	19.8%
1996-2001	25	2.5%

HOUSEHOLD TYPE

One-family households	765	76.5%
Multiple-family households	20	2.0%
Non-family households	210	21.0%



Average Household Size



FAMILY INCOME

Average 2000 family income	\$101,228
Median 2000 family income	\$76,242

LABOUR FORCE ACTIVITY (15 YEARS AND OVER)

Labour Force Activity	Count	Percentage
In the labour force	1375	65.2%
Employed	1315	95.6%
Unemployed	70	5.1%
Not in the labour force	725	34.4%

GLOSSARY OF TERMS

Aboriginal Identity:

In the 2001 Census, the term Aboriginal Identity refers to a person who reports that he or she identifies with, or is a member of, an organic political or cultural entity that stems historically from the original persons of North America. The term includes the Indian, Inuit and Métis peoples of Canada.

Average Family Income:

Average Family Income is calculated from unrounded data by dividing the aggregate income of a specified group of families (e.g., husband and wife families with working wives) by the number of families in that group, whether or not they reported income.

Census Family:

Refers to a married couple (with or without children of either or both spouses), a couple living common-law (with or without children of either or both partners), or a lone parent of any marital status with at least one child living in the same dwelling. A couple living common-law may be of opposite or same sex.

Common-Law Status:

Refers to two people of the opposite sex or of the same sex who live together as a couple, but who are not legally married to each other.

Employed:

Persons 15 years of age and over, excluding institutional residents, who during the week prior to Census Day (May 15, 2001):

- did any work at all for pay or in self-employment or without pay in a family farm, business or professional practice
- Were absent from their job or business, with or without pay, for the entire week because of a vacation, an illness, a labour dispute at their place of work, or any other reasons.

Ethnic Origin:

Refers to the ethnic or cultural groups to which the respondent's ancestors belong. Respondents were asked to specify as many groups as applicable. Only the total responses for each top five ethnic origin are shown here, as tabulations of single responses would be misleading. The number of total responses is much larger than the total population as each ethnic origin reported is counted as one response.

Highest Level of Schooling:

Refers to the highest grade or year of elementary or secondary (high) school

attended, or to the highest year of university or college education completed. University education is considered to be a higher level of schooling than college education. Also, the attainment of a degree, certificate or diploma is considered to be at a higher level than years completed or attended without an educational qualification.

Household Size:

Refers to the number of persons in a private household (where a person or a group of persons occupy a private dwelling and do not have a usual place of residence elsewhere in Canada).

Household Types:

Refers to the basic division of private households into family and non-family households. Family household refers to a household that contains at least one census family. One-family household refers to a single census family (with or without other non-family persons) that occupies a private dwelling. Multiple-family household refers to a household in which two or more census families occupy the same private dwelling. Non-family household refers to either one person living alone in a private dwelling or to a group of two or more people who share a private dwelling, but who do not constitute a census family.

In Labour Force:

Refers to the labour market activity of the population 20 years of age and over in the week prior to Census Day.

Legal Marital Status:

Refers to the legal conjugal status of persons:

- Never married (single)
- Married
- Separated but still legally married
- Divorced
- Widowed.

Mother Tongue:

Refers to the first language learned at home during childhood and still understood by the individual at the time of the Census.

Non Official Languages:

Refers to the languages, other than French or English, in which the respondent can conduct a conversation.

Not in Labour Force:

Refers to persons 15 years of age and over who, in the week prior to Census Day, were neither employed nor unemployed. It includes students, homemakers, retired workers, seasonal workers in an "off" season who were not looking for

work, and persons who could not work because of a long-term illness or disability. Institutional residents are excluded.

Unemployed:

Persons 15 year of age and older, excluding institutional residents, who during the week prior to Census Day, were without paid work or without self-employment work and were available for work and either:

- had actively looked for work in the past four weeks; or
- were on temporary lay-off and expected to return to their job; or
- had definite arrangement to start a new job in four weeks or less.

Visible Minority:

Under the Employment Equity Act, members of visible minorities are persons, other than Aboriginal person, who are non-Caucasian in race or non-white or colour.

Sources and Endnotes:

Source: Statistics Canada, custom tabulations of 2001 Census data.

Statistics Canada information is used with the permission of Statistics Canada. Users are forbidden to copy the data and disseminate them, in an original or modified form for commercial purposes, without the expressed permission of Statistics Canada. Information on the data can be obtained from their website <http://www.statcan.ca>.

Census data has been collected using either 100% of the population or a 20% sample and weighted to compensate for sampling. The 20% sample excludes the institutional population. Sampling partly explains the variation in total among charts or tables. Variation may also be the result of Statistics Canada's use of "random rounding" plus/minus 5 or 10. Some pie charts that do not add up to 100% may also be due to random rounding. This technique does not add statistically significant error to the data.

Glossary descriptions are based on 2001 Census Dictionary definitions. Definitions are not provided for all variables, as many are self-explanatory based on their name. Refer to Statistics Canada's website for a full definition of terms at <http://www.statcan.ca/english/census2001/dict/index.htm>.

For more information about the Neighbourhood Profiles, contact the City of Kingston, Department of Community Services. <http://www.cityofkingston.ca>