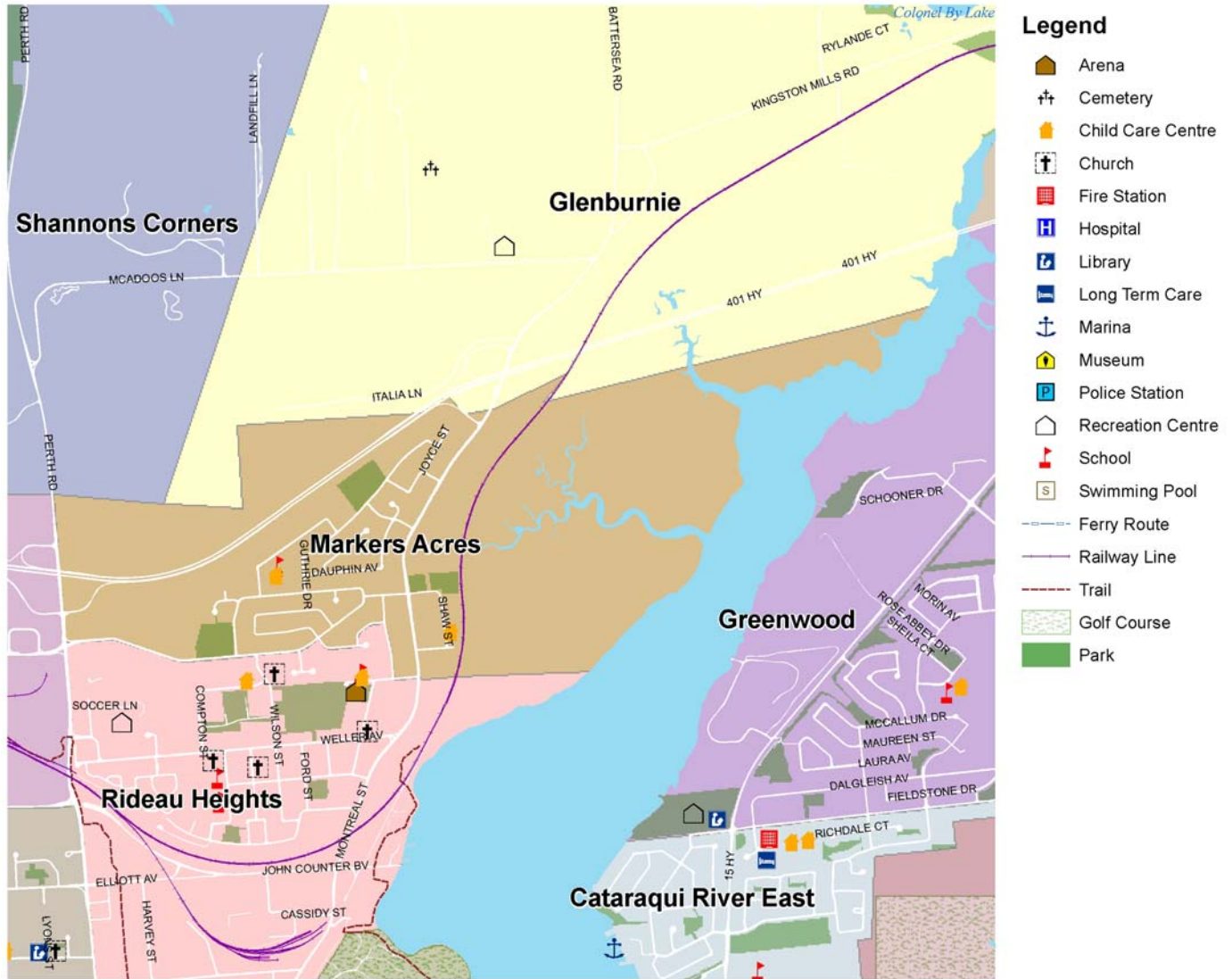


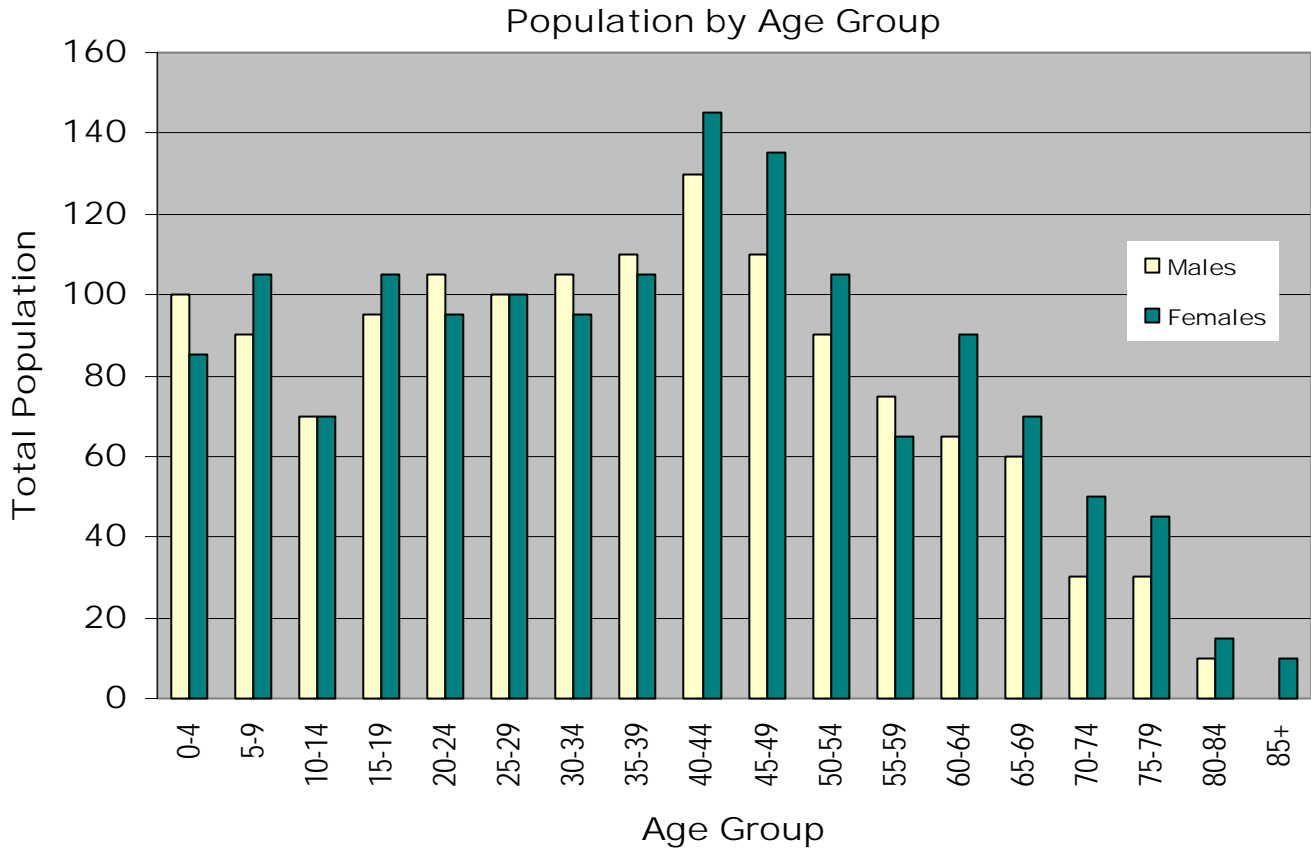


18-Markers Acres



COMMUNITY	NEIGHBOURHOOD	CITY
Total Population	2857 (2.50%)	114,195
Average Family Income	\$50,685	\$68,396
Average Household Size	2.5	2.4
% Homeownership	61.6%	58.4%

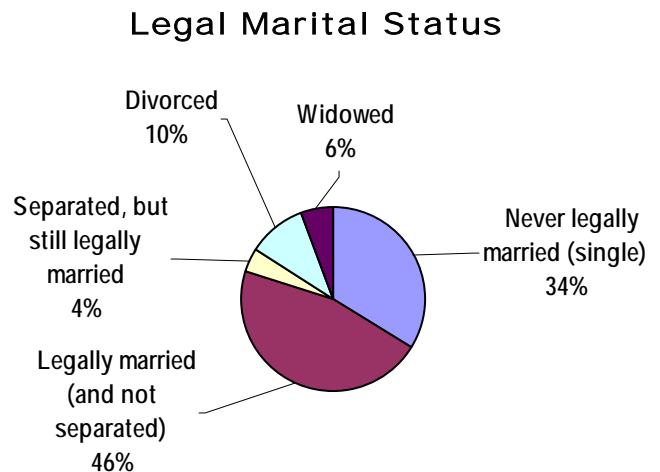
POPULATION CHARACTERISTICS



FAMILY & CULTURAL CHARACTERISTICS

TOTAL LONE-PARENT FAMILIES		
Female parent	190	97.4%
1 child	120	63.2%
2 children	60	31.6%
3 or more children	20	7.3%
Male parent	25	12.8%
1 child	15	7.9%
2 children	0	0.0%
3 or more children	0	0.0%

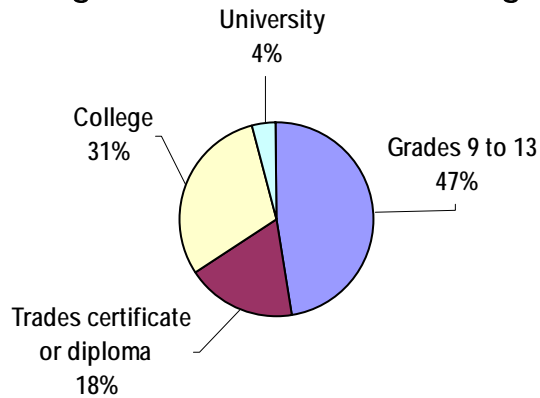
ETHNIC ORIGIN (TOP 5 TOTAL RESPONSES)	
Canadian	1160
English	670
Irish	670
Scottish	580
French	400



VISIBLE MINORITY (TOP RESPONSES)		
Black	40	1.4%
Latin American	30	1.1%
Southeast Asian	15	0.5%
West Asian	10	0.4%

EDUCATION & LANGUAGE CHARACTERISTICS

Highest Level of Schooling



KNOWLEDGE OF OFFICIAL LANGUAGES

Language	Count	Percentage
English only	2540	89.3%
French only	0	0.0%
English and French	300	10.5%
Neither English nor French	20	0.7%

MOTHER TONGUE (TOP 5 RESPONSES)

Language	Count	Percentage
English	2425	86.1%
Portuguese	160	5.7%
French	130	4.6%
German	45	1.6%
Spanish	20	0.7%

HOUSING & ECONOMIC CHARACTERISTICS

DWELLING TYPE

Dwelling Type	Count	Percentage
Single-detached house	615	52.8%
Semi-detached house	200	17.2%
Row house	0	0.0%
Apartment, detached duplex	5	0.4%
Apartment, building: 5 or more storeys	0	0.0%
Apartment, building: fewer than 5 storeys	335	28.8%
Other single-attached house	5	0.4%
Movable dwelling	0	0.0%

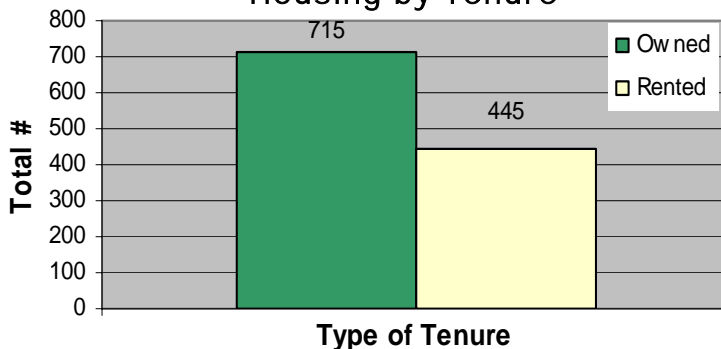
HOUSING CHARACTERISTICS

Total number of occupied private dwellings	1160
Average number of rooms per dwelling	6.2
Average number of bedrooms per dwelling	2.8

AGE OF DWELLING

Age Group	Count	Percentage
Before 1946	10	0.9%
1946-1960	85	7.4%
1961-1970	220	19.1%
1971-1980	405	35.2%
1981-1990	325	28.3%
1991-1995	90	7.8%
1996-2001	15	1.3%

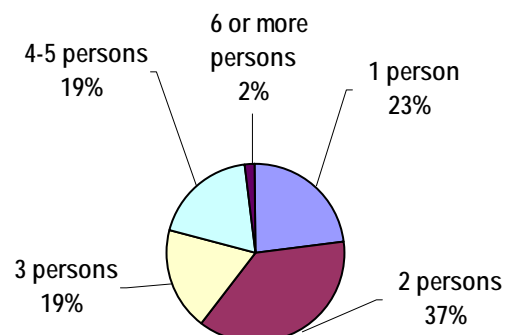
Housing by Tenure



HOUSEHOLD TYPE

Household Type	Count	Percentage
One-family households	845	72.8%
Multiple-family households	10	0.9%
Non-family households	300	25.9%

Average Household Size



FAMILY INCOME

Average 2000 family income	\$50,685
Median 2000 family income	\$45,385

LABOUR FORCE ACTIVITY (15 YEARS AND OVER)

Activity	Count	Percentage
In the labour force	1505	65.2%
Employed	1305	56.5%
Unemployed	210	9.1%
Not in the labour force	800	34.6%

GLOSSARY OF TERMS

Aboriginal Identity:

In the 2001 Census, the term Aboriginal Identity refers to a person who reports that he or she identifies with, or is a member of, an organic political or cultural entity that stems historically from the original persons of North America. The term includes the Indian, Inuit and Métis peoples of Canada.

Average Family Income:

Average Family Income is calculated from unrounded data by dividing the aggregate income of a specified group of families (e.g., husband and wife families with working wives) by the number of families in that group, whether or not they reported income.

Census Family:

Refers to a married couple (with or without children of either or both spouses), a couple living common-law (with or without children of either or both partners), or a lone parent of any marital status with at least one child living in the same dwelling. A couple living common-law may be of opposite or same sex.

Common-Law Status:

Refers to two people of the opposite sex or of the same sex who live together as a couple, but who are not legally married to each other.

Employed:

Persons 15 years of age and over, excluding institutional residents, who during the week prior to Census Day (May 15, 2001):

- a) did any work at all for pay or in self-employment or without pay in a family farm, business or professional practice
- b) Were absent from their job or business, with or without pay, for the entire week because of a vacation, an illness, a labour dispute at their place of work, or any other reasons.

Ethnic Origin:

Refers to the ethnic or cultural groups to which the respondent's ancestors belong. Respondents were asked to specify as many groups as applicable. Only the total responses for each top five ethnic origin are shown here, as tabulations of single responses would be misleading. The number of total responses is much larger than the total population as each ethnic origin reported is counted as one response.

Highest Level of Schooling:

Refers to the highest grade or year of elementary or secondary (high) school

attended, or to the highest year of university or college education completed. University education is considered to be a higher level of schooling than college education. Also, the attainment of a degree, certificate or diploma is considered to be at a higher level than years completed or attended without an educational qualification.

Household Size:

Refers to the number of persons in a private household (where a person or a group of persons occupy a private dwelling and do not have a usual place of residence elsewhere in Canada).

Household Types:

Refers to the basic division of private households into family and non-family households. Family household refers to a household that contains at least one census family. One-family household refers to a single census family (with or without other non-family persons) that occupies a private dwelling. Multiple-family household refers to a household in which two or more census families occupy the same private dwelling. Non-family household refers to either one person living alone in a private dwelling or to a group of two or more people who share a private dwelling, but who do not constitute a census family.

In Labour Force:

Refers to the labour market activity of the population 20 years of age and over in the week prior to Census Day.

Legal Marital Status:

Refers to the legal conjugal status of persons:

- a) Never married (single)
- b) Married
- c) Separated but still legally married
- d) Divorced
- e) Widowed.

Mother Tongue:

Refers to the first language learned at home during childhood and still understood by the individual at the time of the Census.

Non Official Languages:

Refers to the languages, other than French or English, in which the respondent can conduct a conversation.

Not in Labour Force:

Refers to persons 15 years of age and over who, in the week prior to Census Day, were neither employed nor unemployed. It includes students, homemakers, retired workers, seasonal workers in an "off" season who were not looking for

work, and persons who could not work because of a long-term illness or disability. Institutional residents are excluded.

Unemployed:

Persons 15 year of age and older, excluding institutional residents, who during the week prior to Census Day, were without paid work or without self-employment work and were available for work and either:

- a) had actively looked for work in the past four weeks; or
- b) were on temporary lay-off and expected to return to their job; or
- c) had definite arrangement to start a new job in four weeks or less.

Visible Minority:

Under the Employment Equity Act, members of visible minorities are persons, other than Aboriginal person, who are non-Caucasian in race or non-white or colour.

Sources and Endnotes:

Source: Statistics Canada, custom tabulations of 2001 Census data.

Statistics Canada information is used with the permission of Statistics Canada. Users are forbidden to copy the data and disseminate them, in an original or modified form for commercial purposes, without the expressed permission of Statistics Canada. Information on the data can be obtained from their website <http://www.statcan.ca>.

Census data has been collected using either 100% of the population or a 20% sample and weighted to compensate for sampling. The 20% sample excludes the institutional population. Sampling partly explains the variation in total among charts or tables. Variation may also be the result of Statistics Canada's use of "random rounding" plus/minus 5 or 10. Some pie charts that do not add up to 100% may also be due to random rounding. This technique does not add statistically significant error to the data.

Glossary descriptions are based on 2001 Census Dictionary definitions. Definitions are not provided for all variables, as many are self-explanatory based on their name. Refer to Statistics Canada's website for a full definition of terms at <http://www.statcan.ca/english/census2001/dict/index.htm>.

For more information about the Neighbourhood Profiles, contact the City of Kingston, Department of Community Services. <http://www.cityofkingston.ca>