



**City of Kingston
Report to Council
Report Number 17-249**

To: Mayor and Members of Council
From: Lanie Hurdle, Commissioner, Community Services
Resource Staff: Luke Follwell, Director, Recreation & Leisure Services
Date of Meeting: September 19, 2017
Subject: Belle Park Ideas & Recommendations - Public Engagement

Executive Summary:

As per Report Number [17-012](#) submitted to Council on December 20, 2016, staff is reporting back to Council with recommendations on the future opportunities and planning for Belle Park after an extensive public consultation process.

The current Belle Park Working Group (BPWG) is comprised of Mary Louise Adams, Frank Dixon, Mariah Hamilton, Tracey Johnston and John McLean. In consultation with the working group and based on the direction from Council, staff developed a public engagement strategy to ensure that a broad cross section of the public could be reached in order to provide input on the future of Belle Park. The strategy was to hold a series of public meetings in order to gather ideas on how the public currently uses the site and how they would like to use the site in the future. Feedback from these sessions was used to create an online survey. Prior to the survey going live, staff held a golf specific focus group to gather further input on the creation of the survey. This information was presented to the BPWG to reach consensus on the survey format and language. The survey was divided into four sections regarding opportunities at Belle Park; Golf, Naturalization, Recreation and Other. The public had an opportunity to rank their selections in each area.

The survey opened on July 17, 2017 and closed on August 9, 2017. The survey saw 1,090 respondents which makes this survey the third most popular of any City of Kingston survey. Highlights from the survey include that 742 (68%) of respondents chose “no golf at all” in the golf category and 647 respondents (59%) indicated the addition of Field Sports to the site as a selection with Recreation opportunities. There was a strong response rate from individuals highlighting the passive use of the site in walking (64%), hiking (60%) and biking (52%) and a consistent voice throughout asking for the site to remain naturalized with certain areas left in a wild state (54%). Detailed results of the survey are examined in the discussion section of this

September 19, 2017

Page 2 of 13

report.

After the survey data was compiled, staff then met with a targeted focus group of community stakeholders. The intent was to review the survey data and the potential changes that the public is requesting while receiving input from the group.

A final meeting with BPWG was held on September 6, 2017 to discuss the findings from the public consultation and to work with City staff on recommendations contained in this report.

Based on feedback received during the public engagement process, it is recommended that staff propose the following key initiatives which would decrease the amount of manicured/maintained areas and increase the amount of naturalized/wild areas.

Golf activities to include:

1. Driving Range
2. Chipping/Putting Green
3. Pitch and Putt Course

Outdoor Recreation activities to include:

1. Hiking, walking and biking trails (allow for cross country skiing and snowshoeing in the winter months)
2. Multi-purpose sports fields (rectangular fields for rugby, soccer, ultimate Frisbee)
3. Dedicated pickleball courts

Naturalization activities to include:

1. Protected shoreline
2. Areas that can be left in a natural/wild state
3. Botanical/arboretum

Other changes to include:

1. Picnic and shade structures
2. Improvements to the clubhouse
3. Playground
4. Parking organization

Staff heard from the public that the history and culture of the indigenous community should be told in some fashion at Belle Park. Staff also heard from members of the indigenous community that before acting on any of the suggestions offered, they should first engage with the community to ensure that any cultural representation that may occur is done so with respect of their traditions.

The above items would be included in a detailed design process with continued public engagement. Implementing these types of changes will allow for a decrease in the manicured/maintained areas of the park, while at the same time increasing the naturalized and wild areas.

September 19, 2017

Page 3 of 13

Although it is anticipated that the proposed changes will provide a reduction in tax contribution of approximately \$100,000 to the operations of the site, staff's recommendations are based on the public input and suggestions, and not on a detailed financial analysis, as per Council's direction.

Recommendations:

That Council direct staff to eliminate the operations and maintenance of the 9-hole golf course at Belle Park at the end of the 2017 season and continue to operate the driving range and practice putting/chipping green functions in 2018; and

That Council direct staff to incorporate the reduction in golf operations as described in Report Number 17-249 for the purpose of the 2018 operational budget process; and

That Council direct staff to initiate discussions with the Kingston Panthers Rugby Club to explore partnership models for Belle Park and to report back to Council; and

That Council direct staff to initiate discussions with the Kingston Pickleball Association to explore partnership models for Belle Park and to report back to Council; and

That Council direct staff to undertake a master planning exercise that includes the recommendations as described in Report Number 17-249.

September 19, 2017

Page 4 of 13

Authorizing Signatures:

ORIGINAL SIGNED BY COMMISSIONER

Lanie Hurdle, Commissioner, Community Services

ORIGINAL SIGNED BY CHIEF ADMINISTRATIVE OFFICER

Gerard Hunt, Chief Administrative Officer

Consultation with the following Members of the Corporate Management Team:

Desirée Kennedy, Chief Financial Officer & City Treasurer Not required

Denis Leger, Commissioner, Corporate & Emergency Services Not required

Mark Van Buren, Acting Commissioner, Transportation & Infrastructure Services Not required

September 19, 2017

Page 5 of 13

Options/Discussion:

In the third BPWG progress report to City Council, staff detailed the survey work that had been completed in 2016. A City wide survey was developed to engage residents who used Belle Park in any capacity. The goal was to capture data from current golfers, but also to reach a broader audience and capture those that use it solely as parkland. The survey results suggested that park users outnumbered golf users by nearly a 3:1 ratio. Based on this data, the BPWG discussed strategies for servicing all of the park users in a more proportional manner.

Subsequently, the BPWG made the following recommendation and Council approved the following motion at its December 20, 2016 meeting:

That Council direct staff to explore options to reduce, modify or eliminate some or all golf activity and increase alternate outdoor recreational and naturalization opportunities at Belle Park; and

That Council direct staff to report back to Council with recommendations on the future opportunities and planning for Belle Park after public consultation; and

That Council extend the term of the current members of Belle Park Working Group for 2017 and any vacancies be filled through the nomination process including at least one First Peoples representative to allow for continued participation during the public consultation.

Public Engagement Process

In consultation with the BPWG, staff developed a public engagement plan to run from May to August of 2017. The intent was to reach out to as many members of the public as possible through public meetings, focus group sessions and surveys. The consultation schedule included the following events/meetings:

- Public Workshops: May 31, June 1, and June 8, 2017
- Focus Group Meeting with Golfers: July 6th
- Pop Up Events: Completed on July 25th, July 30th and August 3rd
- Online Public Survey: Available from July 17th to August 9th
- Focus Group Meeting with Community Stakeholders: August 18th
- Public Session Recap: August 22nd
- Belle Park Working Group Recap: September 6th

During each phase of the public engagement process, communications, results and presentations were uploaded to the City of Kingston website.

Public Workshops (May 31st, June 1st and June 8th)

The three public workshops, which by design, were the same session held on three separate dates, at different times and at different areas of the City to maximize the outreach and participation. Approximately 87 people participated in these sessions. Each session began as a public meeting where staff would explain a brief history of Belle Park and what has led to engage with the public on potential changes to the site. The introductory remarks were followed

September 19, 2017

Page 6 of 13

by a facilitated workshop where the group would break into smaller tables and be asked the same set of questions regarding their current use of the site and what changes they would like to see. The sessions ended with each table discussing their findings so that everyone in the room knew what other tables had discussed.

Staff compiled the information presented by the public and themed the commonalities. The information was the basis for four separate and distinct areas of discussion regarding potential activities for Belle Park: Golf, Recreation, Naturalization and Other. Given the breadth of the options, a ranking system was used in the survey where respondents could choose one or several options and indicate their first choice, second choice, etc. in each area. Finally, the respondent was asked to rank their interest in each of the four sections.

Focus Group Meeting with Golfers (July 6th)

Invitations were mailed and emailed to current and past members of Belle Park (of the last three seasons) to participate in a golf specific focus group on July 6, 2017 at the Belle Park Clubhouse. Approximately 23 people attended this session and staff reviewed the options that were to be included in the golfing section of the survey. The golfers asked why “leave the golf course as is” was not an option on the survey; staff focused on the exact verbiage of the Council direction which does not provide for golf to remain as is. Staff were asked to include an option for “modify current golf activities” to which they could add what they wanted to see on the survey and the draft survey was updated to reflect this.

Staff then met with the BPWG to present the draft survey and walk through each section. The BPWG asked for a few nominal changes in verbiage and the order of which options were presented. Once the changes were made there was consensus from the group on the structure and content of the survey.

Pop Up Events (July 25th, July 30th and August 3rd)

The pop up events were designed to be completed while the survey was live. Staff attended two busy market days at Springer Market Square on July 25th and August 3rd. Staff also attended the Memorial Centre Farmers Market on July 30th. At all of these events, staff engaged with the public and provided information and answered questions on the public engagement process that was underway concerning Belle Park. Staff pointed the public to the Belle Park website to complete the survey or handed out printed surveys with return envelopes. Staff engaged with several dozen members of the public and handed out 27 printed surveys during the pop up events.

Public Survey (July 17th to August 9th)

The survey was then promoted through the e-city news, social media, City of Kingston website, local news and the radio. Staff emailed the survey link to the Belle Park Ideas distribution list and mailed printed surveys with return envelopes to current and past golf members for that past three years. Printed surveys were also available at the Belle Park Clubhouse and the Invista Centre. When the survey closed, 1,098 people had responded making it the third most popular survey within the City of Kingston to date. The questions, ranking and additional comments are provided in the next section of this report.

September 19, 2017

Page 7 of 13

Survey Results

As the survey employed a ranking system for each choice, certain weights were applied to those choices. The respondent's most preferred choice (which they ranked as #1) has the largest weight, and their least preferred choice (which they rank in the last position) has a weight of 1. The weights are applied in reverse, if a ranking question has 5 answer choices, weights are assigned as follows:

- The #1 choice has a weight of 5
- The #2 choice has a weight of 4
- The #3 choice has a weight of 3
- The #4 choice has a weight of 2
- The #5 choice has a weight of 1

In this manner, a score is then calculated based on the weights for each option. The survey results displayed below for each section are represented from highest score to lowest, with the number of people that selected that option both shown in parenthesis.

Question: Out of the categories presented, what interests you the most about this site?

Ranking in order of priority and total score from public survey:

1. Outdoor recreational activities (3.52 from 768 respondents)
2. Naturalization opportunities (2.95 from 604 respondents)
3. Additional amenities (2.28 from 486 respondents)
4. Golf activities (2.00 from 484 respondents)

Question: What outdoor recreation activities would you like to see at Belle Park?

Ranking in order of priority and total score from public survey:

1. Hiking and walking (6.58 from 657 respondents)
2. Field sports (rugby, soccer, lacrosse, ultimate Frisbee, field hockey) (5.98 from 647 respondents)
3. Biking (5.45 from 567 respondents)
4. Canoeing and kayaking (5.40 from 597 respondents)
5. Winter sports (such as cross country skiing and snowshoeing) (5.34 from 609 respondents)
6. Court sports (such as pickleball, tennis and basketball) (5.03 from 533 respondents)
7. Other outdoor recreational activities (listed below) (3.42 from 330 respondents)
8. None of the above (2.69 from 299 respondents)

Comments received included:

- Sport fields/rugby (85)
- Boat launch (19)
- Dog park (15)

September 19, 2017

Page 8 of 13

Boat Launch information

Staff received numerous inquiries over the possibility of a dual boat launch with appropriate truck & trailer parking at Belle Park through our public engagement process. Belle Park was an ideal opportunity with the amount of shore access and the potential for parking. The south shore was indicated as a preferred location given that it's partially protected and that the north shore would require too much dredging given its shallow depth. The entirety of the shore water lot is owned by Parks Canada as it's attached to the UNESCO designated site. Approvals for accessing the shoreline in this location would need approval from Parks Canada.

Apart from potential impacts on wetlands and protected species, and the seasonal presence of very dense accumulations of aquatic weeds, one of the main concerns expressed by our Environment Division was the incompatibility of boat launching and boating activity with the management of contaminated sediments located along the south shore of Belle Park. Dredging these sediments for a boat launch and navigation channel construction would become very expensive due to the environmental condition of the sediments and requirements for disposal. Additionally, costs would be required to work with the water lot owner (Parks Canada) to evaluate the environmental impacts of constructing and operating a boat launch and the mitigation measures required to prevent the disturbance of contaminated sediments that are at relatively shallow depths. It is quite possible that Parks Canada would not support a boat launch along the south shore of Belle Park due to these environmental factors. For these reasons staff are indicating that Belle Park is not a suitable or feasible site for further consideration of such a launch/parking facility.

However, the level of interest and success of boat launches in neighboring communities has not gone unheard. Staff will investigate the possibility of a boat launch/truck and trailer parking facility with harder shoreline surfaces, minimal contamination and where more appropriate water depths may be present.

Question: What naturalization opportunities would you like to see at Belle Park?

Ranking in order of priority and total score from public survey:

1. Walking trails (7.29 from 701 respondents)
2. Protected shoreline and habitat for wildlife (6.84 from 644 respondents)
3. Areas that can be left in natural "wild" state (6.37 from 594 respondents)
4. Shoreline access enhancements (5.97 from 599 respondents)
5. Green space (5.79 from 595 respondents)
6. Pathway enhancements (5.75 from 602 respondents)
7. Botanical garden (4.80 from 533 respondents)
8. None of the above (3.97 from 397 respondents)
9. Other naturalization opportunities (listed below) (3.03 from 340 respondents)

Comments received included:

- Sport fields/rugby (24)
- Increased naturalization (23)
- Boat ramp (11)
- Enhanced pathways (10)

September 19, 2017

Page 9 of 13

Question: What other changes would you like to see at Belle Park?

Ranking in order of priority and total score from public survey:

1. Picnic and shade facilities (9.21 from 563 respondents)
2. Four season clubhouse with warming station (8.61 from 527 respondents)
3. Improvements to existing clubhouse (showers, change rooms) (8.32 from 495 respondents)
4. Playground (7.92 from 475 respondents)
5. Event space (7.56 from 431 respondents)
6. Indigenous heritage centre (7.09 from 438 respondents)
7. Parking improvements (6.82 from 436 respondents)
8. Food vendors (6.34 from 397 respondents)
9. No additional facilities needed (4.81 from 284 respondents)
10. Other (listed below) (4.68 from 269 respondents)
11. None of the above (4.59 from 258 respondents)

Comments received included:

- Sport fields/rugby (35)
- Boat launch (24)
- Engage indigenous community (15)

Question: What golf activities would you like to see at Belle Park?

Ranking in order of priority and total score from public survey:

1. No golf at all (4.45 from 742 respondents)
2. Putting green (4.13 from 601 respondents)
3. Driving range (3.88 from 612 respondents)
4. Shorter golf course (3.71 from 562 respondents)
5. None of the above (3.53 from 567 respondents)
6. Modify current golf activities (listed below) (3.17 from 519 respondents)

Comments received included:

- Sport fields/rugby (52)
- No golf (34)
- Upgrade golf (28)
- Putting green/mini golf (28)
- Keep golf as is (23)

Focus Group Meeting with Community Stakeholders (August 18th)

After the data from the survey was compiled, staff invited key stakeholders to attend a targeted focus group session to discuss the results of the survey and receive input. Attendees at this focus group session included the following:

- Mary Louise Adams – BPWG member
- David Bussiere – Kingston Pickleball Club

September 19, 2017

Page 10 of 13

- Paul Carl – Member of the Indigenous Community
- John Clark – Kingston Panthers Rugby Club
- Frank Dixon – Golfer, BPWG member
- Mary Farrar – Friends of Inner Harbour
- Anne Lougheed - North Kings Town Working Group
- Eleanor Macdonald – community member
- Anne MacPhail – Kingston, Frontenac and Lennox & Addington Public Health

Belle Park Working Group Meeting (September 6th)

The meeting was focused on reviewing the entire public engagement process to date and what was heard from the public in terms of the future of Belle Park. There was unanimity from the working group that staff had done an excellent job throughout the process of public engagement for Belle Park and the data that it had produced was deemed invaluable. Staff presented a draft of potential recommendations based on public feedback after touching nearly 1,300 members of the public.

The BPWG had differences of opinions based on their current interest of the site.

Environmental Considerations

Through the public engagement process, questions were raised regarding environmental implications for any of the proposed changes. Typically, an assessment of any proposed redevelopment concepts for Belle Park would be required to identify aspects that are either incompatible with the current environmental management program of the closed landfill or best environmental management practices in general or would need mitigation to allow them to proceed safely. It is expected that these assessments will be part of the design phase based on the recommendations.

The City's Real Estate & Environmental Initiatives Department is not recommending completing a site-wide comprehensive environmental site assessment to guide which redevelopment concepts might be best to proceed. This scope of work has already been completed at Belle Park and staff has an excellent understanding of site stratigraphy, environmental conditions of soil, groundwater, surface water and near shore sediments. The scope of any new assessments should be limited to evaluating potential impacts from recommendations.

Financial Analysis

Although staff's recommendations are based on public input and suggestions and not on a financial analysis, staff have received requests to provide financial statements for the Belle Park operations from 1975-1999. The Office of the City Clerk has been involved and has provided all documentation available to the City. Exhibit B has also been added which summarizes rounds played, memberships and revenues/expenses in the past five (5) years.

Current Conditions and Next Steps

Belle Park fairways and waterfront trails represent approximately 32 hectares of land. Staff are currently manicuring (grass cutting) 24 hectares which represents 75% of the total area. The

September 19, 2017

Page 11 of 13

remaining 25% of the area (8 hectares) is currently left in a more naturalized or wild state. Table 1.0 below summarizes the current areas of Belle Park.

Table 1.0: Current Belle Park Areas

Description of Areas	Area (hectares)	% of Total
Manicured areas (driving range, cutting/putting area, 9-hole golf course)	24 hectares	75%
Naturalized/wild	8 hectares	25%
Belle Park Total	32 hectares	100%

Based on feedback received during the public engagement process, staff are recommending the following key initiatives which would decrease the amount of manicured/maintained areas and increase the amount of naturalized/wild areas.

Golf activities to include:

1. Driving range
2. Chipping/putting green
3. Pitch and Putt course

Outdoor recreation activities to include:

1. Hiking, walking and biking trails (allow for cross country skiing and snowshoeing in the winter months)
2. Multi-purpose sports fields (rectangular fields for rugby, soccer, ultimate Frisbee)
3. Dedicated pickleball courts

Naturalization activities to include:

1. Protected shoreline
2. Areas that can be left in a natural/wild state
3. Botanical/arboretum

Other changes to include:

1. Picnic and shade structures
2. Improvements to the clubhouse
3. Playground
4. Parking organization

The above items would be included in a detailed design process with continued public engagement. Implementing these types of changes will allow for a decrease in the

September 19, 2017

Page 12 of 13

manicured/maintained areas of Belle Park, while at the same time increasing the naturalized or wild areas. Table 2.0 below summarizes the recommended area changes based on feedback received.

Table 2.0: Recommended Belle Park Areas

Description of Areas	Area (hectares)	% of Total
Manicured areas (driving range, cutting/putting area, pitch & putt, sports fields, walking/hiking, playground)	12 hectares	35%
Naturalized/wild	20 hectares	65%
Belle Park Total	32 hectares	100%

Using the current conditions at Belle Park and comparing it to the recommended areas, the most significant reduction would be the manicured areas. This would result in a reduction of 12 hectares that currently requires significant maintenance activities at Belle Park. It is recommended that this reduced 12 hectares be utilized as an opportunity to increase the naturalized and wild state of Belle Park. Table 3.0 below summarizes the current versus the recommended uses at Belle Park.

Table 3.0: Comparison of Current Versus Recommended Areas

Description of Areas	Current Area (hectares)	Proposed Area (hectares)	Difference in Area (hectares)	% Change in Area
Manicured areas	24 hectares	12 hectares	-12 hectares	- 50%
Naturalized/wild	8 hectares	20 hectares	+ 12 hectares	+ 150%

High Water Level Impacts

Staff continue to monitor the high water level and their impact on Belle Park. The golf course has not been open to the public in 2017 as a significant portion was flooded. The driving range and chipping/putting area have been open for the season. Some areas of the course at Belle Island are still very wet and saturated. It is estimated that approximately 5.5 hectares of the golf course was under water earlier this year. This represents close to 23% of the golf course. Restoring this area would require stripping existing grass/weeds and importing significant amounts of topsoil and seed to cover the area in question. Staff received an early estimate to repair this area of the course at a minimum cost of \$500,000. High water levels and how they

September 19, 2017

Page 13 of 13

are managed was explained throughout the public engagement process. There is an ever present risk that even with the absence of the 100 year rain event that occurred in 2017, the International Lake Ontario – St. Lawrence River Board now allows for greater variances of water levels which will impact Belle Park given its location on the river/flood plain.

Existing Policy/By-Law:

Not applicable

Notice Provisions:

Not applicable

Accessibility Considerations:

Not applicable

Financial Considerations:

By removing the 9-hole golf course from Belle Park it is expected that a reduction in costs of \$100,000 will be realized in the 2018 operating budget. Capital costs to make improvements on the site are unknown and are not included in this report at this time. Any cost related to rugby activities would be financed by the Kingston Panthers Rugby Club as described in [Report Number 17-188](#).

Contacts:

Lanie Hurdle, Commissioner, Community Services 613-546-4291 extension 1231

Luke Follwell, Director, Recreation & Leisure Services 613-546-4291 extension 1815

Other City of Kingston Staff Consulted:

Adam McCluskey, Manager, Recreation Facilities, Recreation & Leisure Services

Neal Unsworth, Manager, Parks Development, Recreation & Leisure Services

Paul MacLatchy, Environment Director, Real Estate & Environmental Initiatives

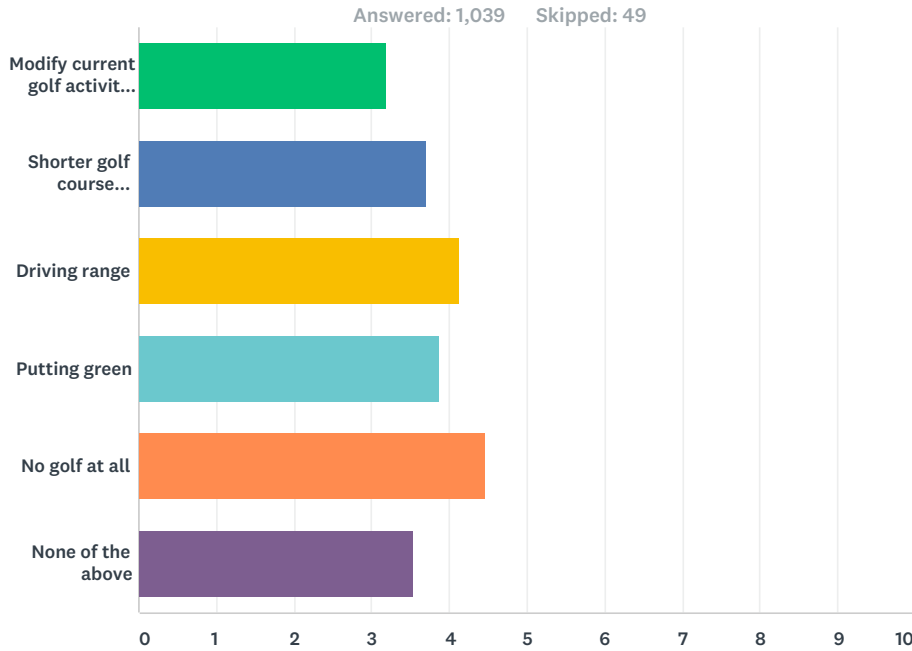
Exhibits Attached:

Exhibit A Detailed Survey Results from Public Consultation

Exhibit B Summary of Belle Park Operations (2010-2016)

Belle Park Ideas – Future Opportunities Survey

Q1 1. What golf activities would you like to see at Belle Park?

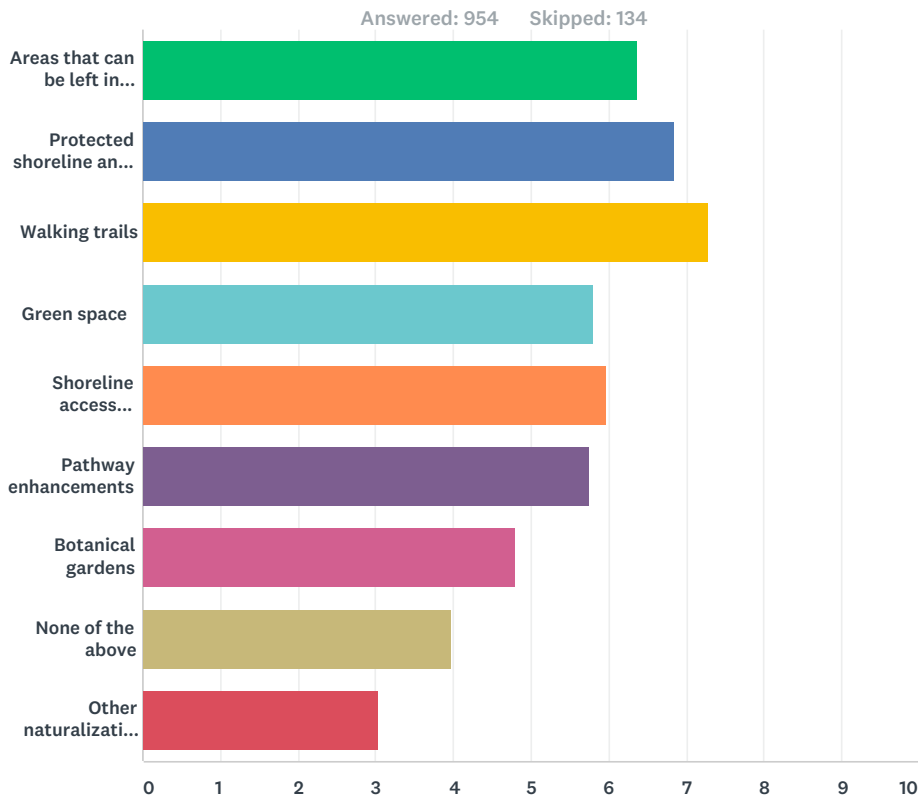


	1	2	3	4	5	6	Total	Score
Modify current golf activities (list below)	22.16% 115	8.09% 42	10.40% 54	10.98% 57	20.23% 105	28.13% 146	519	3.17
Shorter golf course (executive style)	17.44% 98	18.33% 103	14.95% 84	22.60% 127	20.28% 114	6.41% 36	562	3.71
Driving range	18.30% 110	24.13% 145	23.79% 143	23.63% 142	6.66% 40	3.49% 21	601	4.13
Putting green	9.64% 59	22.55% 138	35.62% 218	16.99% 104	8.33% 51	6.86% 42	612	3.88
No golf at all	52.83% 392	11.32% 84	5.26% 39	3.50% 26	13.21% 98	13.88% 103	742	4.45
None of the above	29.45% 167	17.81% 101	4.23% 24	5.82% 33	9.70% 55	32.98% 187	567	3.53

Question 1 comments	Total
Sport-fields/Rugby	52
No Golf	34
Upgrade Golf	28
Putting Course/Minigolf	28
Keep Golf as is	23
Frisbee/Disc Golf	8
Shorter course	8
Driving Range	7
Naturalized/Wild Areas	7
Golf Lessons/youth/family	6
Multi-Use Park	5
Pitch & Putt	4
Winter Sports	3
Boat Launch	3
Chipping Range	3
Bike Paths	1
Clothing Optional Area	1
A Pub on Site	1
Lights for nighttime	1
Hackgolf	1
Botanical Garden	1

Belle Park Ideas – Future Opportunities Survey

Q3 2. What naturalization opportunities would you like to see at Belle Park?

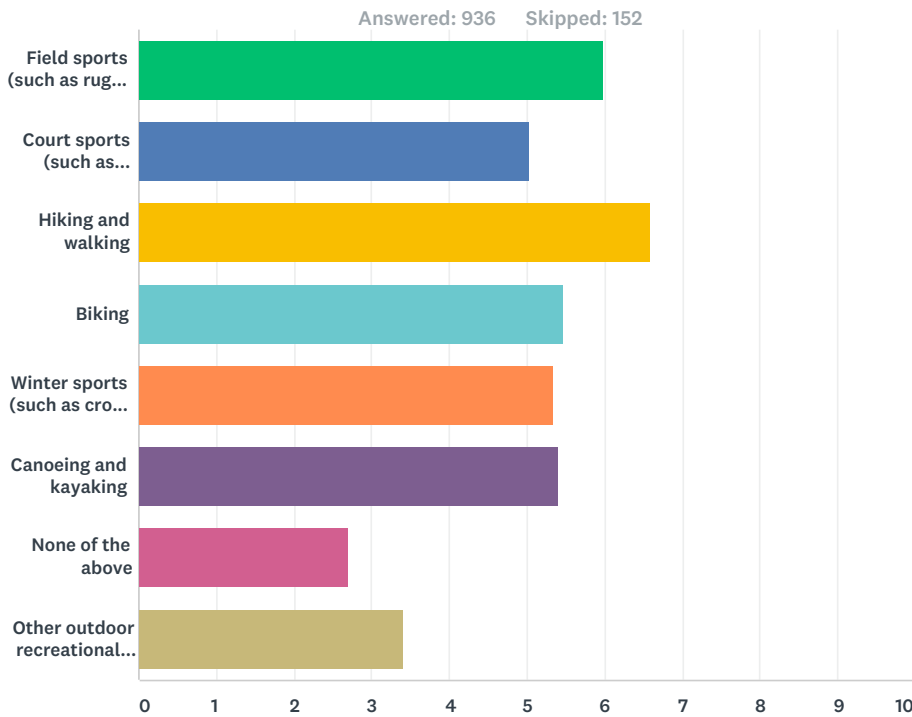


	1	2	3	4	5	6	7	8	9	Total	Score
Areas that can be left in natural "wild" state	24.41% 145	19.19% 114	13.13% 78	7.91% 47	9.76% 58	9.09% 54	9.43% 56	3.54% 21	3.54% 21	594	6.37
Protected shoreline and habitat for wildlife	24.22% 156	27.02% 174	13.04% 84	10.09% 65	9.16% 59	8.39% 54	3.88% 25	3.11% 20	1.09% 7	644	6.84
Walking trails	30.10% 211	21.11% 148	23.82% 167	11.55% 81	5.99% 42	3.28% 23	2.14% 15	1.28% 9	0.71% 5	701	7.29
Green space	6.72% 40	10.08% 60	17.14% 102	24.71% 147	18.82% 112	11.76% 70	8.24% 49	1.01% 6	1.51% 9	595	5.79
Shoreline access enhancements	17.20% 103	13.86% 83	12.85% 77	13.36% 80	15.19% 91	11.69% 70	9.18% 55	4.17% 25	2.50% 15	599	5.97
Pathway enhancements	9.14% 55	14.12% 85	14.78% 89	16.11% 97	14.12% 85	19.77% 119	7.97% 48	2.33% 14	1.66% 10	602	5.75
Botanical gardens	7.88% 42	6.00% 32	12.01% 64	11.63% 62	13.13% 70	13.13% 70	23.26% 124	6.38% 34	6.57% 35	533	4.80
None of the above	26.95% 107	1.26% 5	1.01% 4	2.02% 8	2.02% 8	1.51% 6	5.79% 23	32.75% 130	26.70% 106	397	3.97
Other naturalization opportunities (please list below)	9.12% 31	4.71% 16	2.35% 8	2.06% 7	3.53% 12	4.12% 14	10.59% 36	25.29% 86	38.24% 130	340	3.03

Question 2 Comments	Count
Sports-fields/Rugby	24
Increase naturalization	23
Boat Ramp	11
Enhanced Pathways	10
Engage Indigenous community	10
wildlife observation/education centre	9
Golf	8
Dog Park	7
Botanical Garden	7
Community Garden	5
Cleanup the waste	4
Shoreline Access	4
Mix Used Park	3
No golf	3
Playground for Kids	3
Picnic Area	2
No one will pay to use this site	2
Boardwalk to the Shoreline	2
No Change	2
Bioremediation	2
Increased Recreation	1
Swimming	1
Senior Fit Park	1
Beach	1
Arboretum and hedge maze	1
Pickleball	1
Planned Meadow	1
Event Space	1
Sculpture Park	1
Goat Farm	1
Baseball Diamond	1
Apiary	1

Belle Park Ideas – Future Opportunities Survey

Q5 3. What outdoor recreational activities would you like to see at Belle Park?

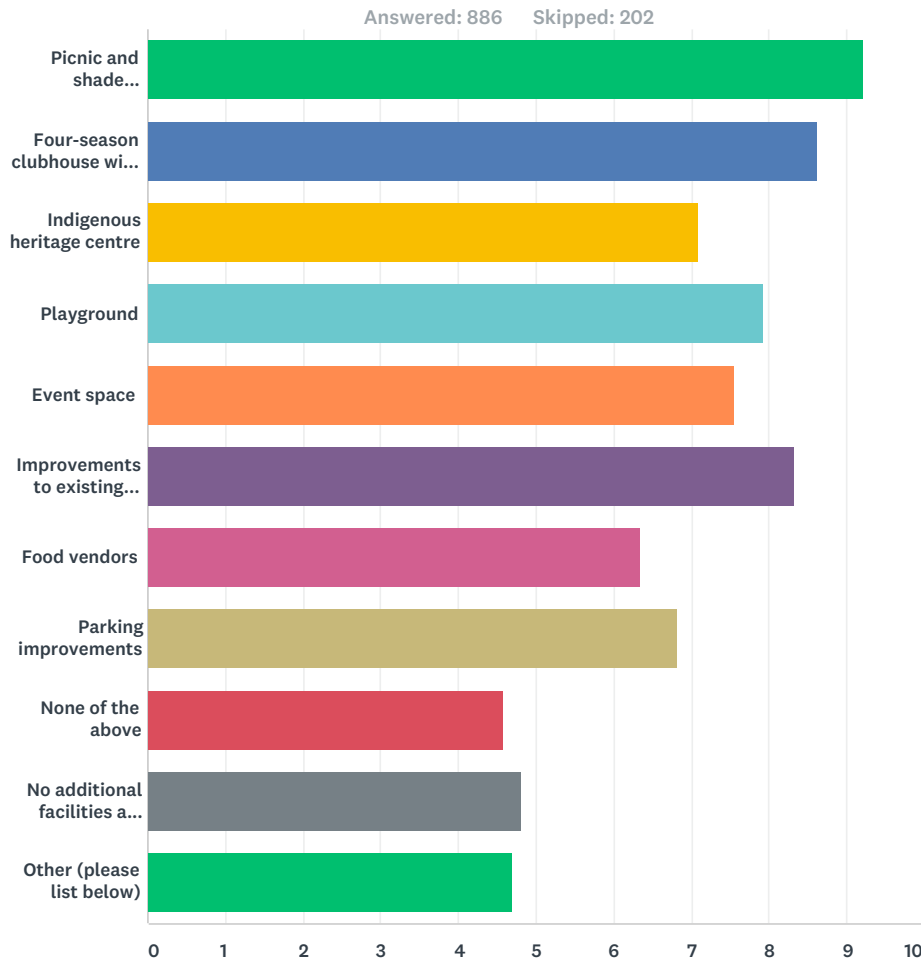


	1	2	3	4	5	6	7	8	Total	Score
Field sports (such as rugby, soccer, lacrosse, ultimate Frisbee, field hockey)	53.32% 345	3.09% 20	4.64% 30	7.26% 47	10.36% 67	9.12% 59	4.95% 32	7.26% 47	647	5.98
Court sports (such as pickleball, tennis, basketball)	17.07% 91	18.01% 96	10.13% 54	9.76% 52	15.20% 81	16.70% 89	6.57% 35	6.57% 35	533	5.03
Hiking and walking	35.92% 236	24.96% 164	19.18% 126	10.05% 66	4.87% 32	2.13% 14	1.52% 10	1.37% 9	657	6.58
Biking	6.53% 37	25.75% 146	19.93% 113	20.46% 116	13.40% 76	10.23% 58	2.65% 15	1.06% 6	567	5.45
Winter sports (such as cross country skiing and snowshoeing)	7.06% 43	20.20% 123	22.66% 138	20.53% 125	14.29% 87	11.33% 69	2.30% 14	1.64% 10	609	5.34
Canoeing and kayaking	8.04% 48	19.60% 117	24.46% 146	18.26% 109	13.90% 83	13.74% 82	1.68% 10	0.34% 2	597	5.40
None of the above	11.37% 34	1.67% 5	2.34% 7	3.01% 9	5.02% 15	4.01% 12	32.78% 98	39.80% 119	299	2.69
Other outdoor recreational activities (please list below)	15.45% 51	4.85% 16	5.15% 17	4.55% 15	6.36% 21	7.27% 24	26.67% 88	29.70% 98	330	3.42

Question 3 Comments	Total
Sport-fields/Rugby	85
Boat Launch	19
Dog Park	15
playground	11
Golf	11
Pickleball facility	10
Disk Golf	8
Beach Volleyball	8
outdoor Skating rink	7
repair existing courts	6
Engage Indigenous Community	6
Splash pad	5
Bike Park/Pump Track	5
BBQ/Picnic Area	5
Skating rink	4
Baseball Field	4
Running Oval/Track	3
Snow boarding/skiing	3
lawn-bowling/Shuffleboard	3
Senior Fit Park	2
Botanical Garden	2
Event space	2
kayak/canoe launch	2
Zip Line	2
Tennis Bubble	1
Skate Park	1
Swimming area	1
Art Activities	1
Boxing	1
Cricket	1
Community Garden	1
no golf	1
Go Karts	1
Children's summer camp	1
large amusement park	1
docks/marina	1
AFL Oval	1
Camp Sites	1
Pool	1
commercial development	1
indoor golf	1
Cricket	1
yoga/outdoor fitness	1

Belle Park Ideas – Future Opportunities Survey

Q7 4. What other changes would you like to see at Belle Park?



	1	2	3	4	5	6	7	8	9	10	11	Total	Score
Picnic and shade facilities	32.15% 181	23.98% 135	16.52% 93	11.72% 66	6.22% 35	3.20% 18	2.31% 13	1.60% 9	0.71% 4	0.71% 4	0.89% 5	563	9.21
Four-season clubhouse with warming station	33.59% 177	20.11% 106	11.01% 58	6.83% 36	8.35% 44	5.69% 30	2.66% 14	4.17% 22	1.71% 9	3.61% 19	2.28% 12	527	8.61
Indigenous heritage centre	20.78% 91	11.87% 52	10.73% 47	9.36% 41	8.68% 38	5.48% 24	5.71% 25	10.50% 46	3.42% 15	2.28% 10	11.19% 49	438	7.09
Playground	9.05% 43	20.00% 95	20.63% 98	14.74% 70	11.16% 53	8.21% 39	7.16% 34	3.58% 17	1.89% 9	1.89% 9	1.68% 8	475	7.92
Event space	7.89% 34	11.14% 48	19.72% 85	17.17% 74	16.47% 71	10.21% 44	7.66% 33	3.48% 15	2.78% 12	2.09% 9	1.39% 6	431	7.56
Improvements to existing clubhouse (showers, change rooms)	30.30% 150	18.38% 91	8.48% 42	7.07% 35	8.89% 44	9.49% 47	5.66% 28	4.04% 20	4.44% 22	1.82% 9	1.41% 7	495	8.32
Food vendors	4.53% 18	6.55% 26	11.59% 46	12.59% 50	9.32% 37	15.87% 63	15.87% 63	13.10% 52	3.78% 15	3.53% 14	3.27% 13	397	6.34
Parking improvements	5.73% 25	12.61% 55	13.99% 61	12.39% 54	9.40% 41	9.17% 40	15.14% 66	12.84% 56	4.59% 20	2.06% 9	2.06% 9	436	6.82

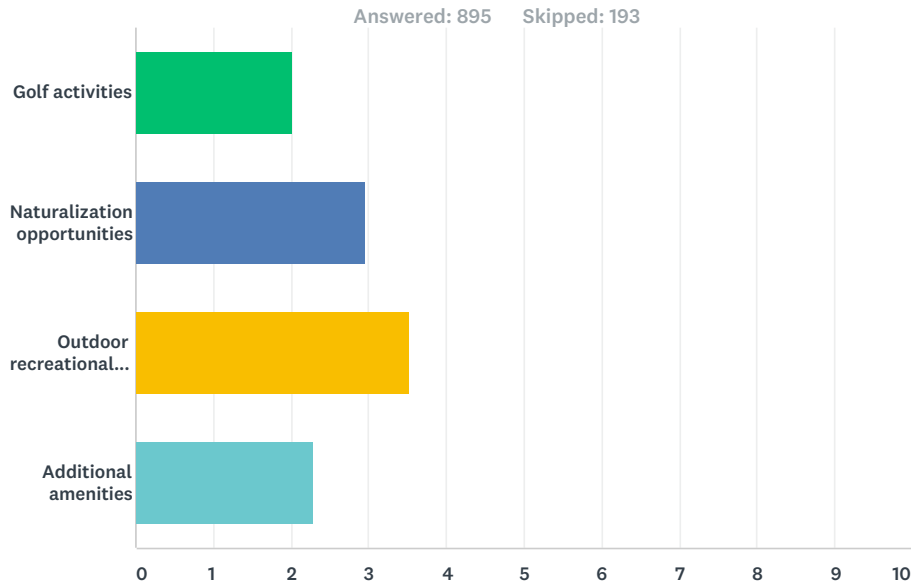
Belle Park Ideas – Future Opportunities Survey

None of the above	14.34% 37	3.49% 9	2.33% 6	1.16% 3	1.94% 5	4.26% 11	5.81% 15	9.30% 24	27.52% 71	18.60% 48	11.24% 29	258	4.59
No additional facilities are needed	10.92% 31	7.39% 21	5.63% 16	3.17% 9	4.93% 14	3.52% 10	3.52% 10	7.39% 21	14.79% 42	24.65% 70	14.08% 40	284	4.81
Other (please list below)	17.84% 48	4.46% 12	3.35% 9	2.60% 7	1.86% 5	4.09% 11	4.46% 12	5.58% 15	11.52% 31	15.24% 41	29.00% 78	269	4.68

Question 4 Comments	Total
Sports-fields Rugby	35
Boat Launch	24
Engage Indigenous Community	15
Upgraded Facilities (showers, meeting rooms)	8
Event Space	7
splash pad	5
dog park	5
bike/pump track	5
Golf	5
Commercial Development	3
wildlife education centre	3
Pickle Ball	2
Skating Rink with Artificial Ice	2
Dome	2
Pickle Ball	2
Accessible walking trails	2
Beer Garden	1
X Country ski trails	1
indoor/outdoor tennis	1
Volleyball	1
shortened golf course	1
café	1
heated spa pool	1
kayak/canoe launch	1
Childrens Camp	1
Cleanup the site	1
Bike Rentals	1
yurt	1
outdoor pool	1
Keep wild	1
picnic/bbq space	1

Belle Park Ideas – Future Opportunities Survey

Q9 5. Out of the categories presented, what interests you the most about this site?



	1	2	3	4	Total	Score
Golf activities	22.31% 108	8.68% 42	15.29% 74	53.72% 260	484	2.00
Naturalization opportunities	31.29% 189	38.08% 230	24.50% 148	6.13% 37	604	2.95
Outdoor recreational activities	66.80% 513	22.14% 170	7.16% 55	3.91% 30	768	3.52
Additional amenities	11.11% 54	26.34% 128	41.98% 204	20.58% 100	486	2.28

Summary of Belle Park Operations

Table 1.0: Rounds Played

Month	2016 Member	2016 Green Fee	2015 Member	2015 Green Fee	Difference (2016-2015)
May	1,097	367	806	348	310
June	1,127	390	863	338	316
July	1,023	479	965	453	84
August	954	356	902	379	29
September	973	320	781	311	201
October	283	108	365	243	-217
Sub Total	5,457	2,020	4,682	2,072	723
Total	7,477		6,754		

Table 2.0: Membership Summary (2010-2016)

Year	Restricted				Full			SUB Total	Other			TOTAL
	Couple	Senior	Adult	Junior	Couple	Senior	Adult		Range	Locker	Cart	
2016	3	44	10	2	0	6	1	66	2	29	8	105
2015	2	29	9	5	0	2	1	48	4	29	12	93
2014	6	57	10	12	0	9	1	95	5	29	15	144
2013	13	74	10	4	0	9	6	116	6	31	16	169
2012	15	74	22	1	0	13	6	131	7	33	13	184
2011	0	90	18	5	0	17	8	138	7	35	17	197
2010	0	110	25	6	0	16	8	165	9	32	20	226

Table 3.0: Revenue Summary

Revenue	2016	2015	2014	2013	2012
Locker rental	\$2,046	\$2,045	\$1,901	\$2,224	\$2,389
Club rentals	\$2,122	\$2,910	\$2,549	\$1,444	\$7,404
Cart rentals	\$12,758	\$11,491	\$12,985	\$16,874	\$10,637
Daily green fees	\$32,155	\$31,519	\$31,634	\$44,532	\$60,768
Driving range fees	\$26,727	\$26,654	\$24,587	\$32,989	\$37,689
Cafeteria revenue	\$969	\$1,092	\$3,889	\$6,908	\$8,922
Memberships	\$31,089	\$35,903	\$38,450	\$46,060	\$50,417
Merchandise sales	\$787	\$831	\$1,414	\$1,773	\$2,406
TOTAL	\$108,653	\$112,445	\$117,409	\$152,804	\$180,632

Table 4.0: Operational Deficit

2016	2015	2014	2013	2012
\$236,424	\$204,566	\$195,248	\$227,496	\$171,363