



# ATTACHED DECK

# BUILDING SECTION

LOCATION: 1211 JOHN COUNTER BLVD

PHONE: 613-546-4291, EXT 3280

FAX: 613-542-9137

NAME: \_\_\_\_\_

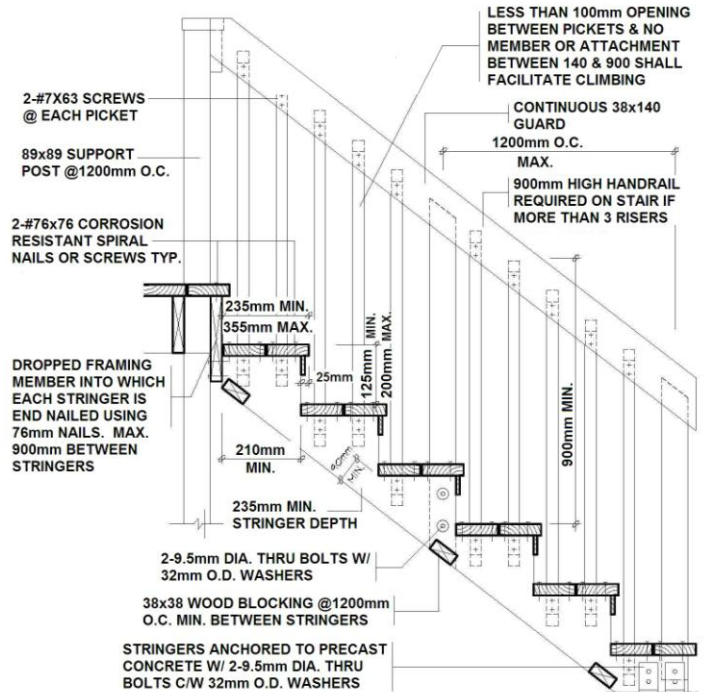
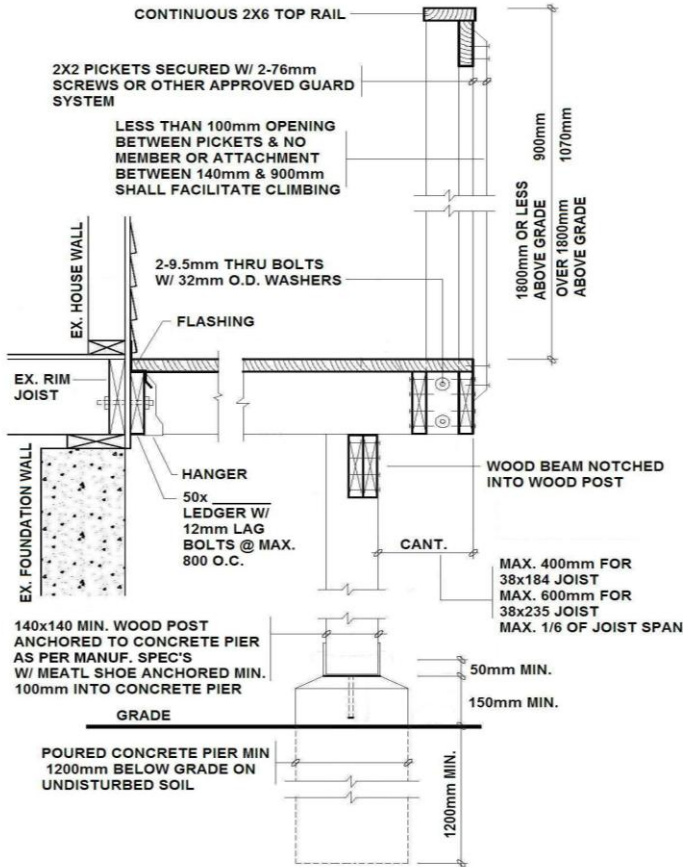
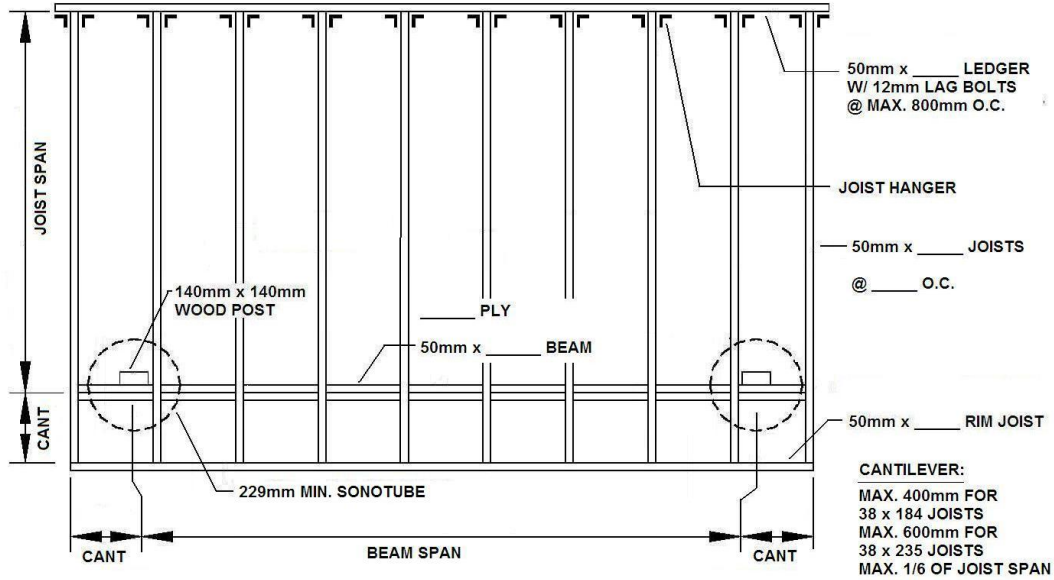
ADDRESS: \_\_\_\_\_

DATE: \_\_\_\_\_

BUILDING PERMIT NO: \_\_\_\_\_

REVIEWED BY: \_\_\_\_\_

DATE REVIEWED: \_\_\_\_\_



GUARDS SHALL BE CONSTRUCTED AND CONNECTED AS PER 2006 OBC SUPPLEMENTARY STANDARD SB-7 DETAIL

NO.: \_\_\_\_\_

PLEASE SEE REVERSE SIDE FOR ADDITIONAL INFORMATION



**ATTACHED DECK**

**BUILDING SECTION**

LOCATION: 1211 JOHN COUNTER BLVD  
PHONE: 613-546-4291, EXT 3265  
FAX: 613-542-9137

**BEAM SPANS FOR DECKS**

|               |                 |
|---------------|-----------------|
| (2) 2X8.....  | 5'-10" (1.8m)   |
| (2) 2X10..... | 7'-2" (2.2m)    |
| (2) 2X12..... | 8'-4" (2.56m)   |
|               |                 |
| (3) 2X8.....  | 7'-3" (2.21m)   |
| (3) 2X10..... | 8'-10" (2.7m)   |
| (3) 2X12..... | 10'-3" (3.13m)  |
|               |                 |
| (4) 2X8.....  | 8'-4" (2.55m)   |
| (4) 2X10..... | 10'-2" (3.12m)  |
| (4) 2X12..... | 11'-10" (3.62m) |

BUILT UP BEAM SPANS AS PER TABLE A-12 AND A-15 2006 BUILDING CODE

**FLOOR JOIST SPANS FOR DECKS**

|               |                |
|---------------|----------------|
| 2X8@12".....  | 11'-7" (3.54m) |
| 2X8@16".....  | 11'-0" (3.36m) |
| 2X8@24".....  | 10'-6" (3.2m)  |
|               |                |
| 2X10@12"..... | 13'-8" (4.17m) |
| 2X10@16"..... | 13'-0" (3.96m) |
| 2X10@24"..... | 12'-4" (3.77m) |
|               |                |
| 2X12@12"..... | 15'-7" (4.75m) |
| 2X12@16"..... | 14'-9" (4.52m) |
| 2X12@24"..... | 14'-1" (4.30m) |

JOIST SPANS AS PER TABLE A-1 2006 BUILDING CODE

**ADDITIONAL INFORMATION (CHECKLIST):**

1. INDICATE THE FOLLOWING ON REVERSE PAGE:
  - LENGTH OF LAG BOLTS
  - SIZE OF LEDGER
  - JOIST SPAN AND CANTILEVER
  - BEAM SPAN AND CANTILEVER
  - JOIST SIZE AND SPACING
  - BEAM SIZE AND NUMBER OF PLY
  - POST SIZES TO BE 140mm x 140mm
  - SONO TUBES TO BE MIN. 229mm TO 1200mm BELOW FINISHED GRADE
  - SB-7 DETAIL NUMBER FOR GUARDS (SEE BOOKLET)
  - STAIR CONSTRUCTION
  
2. INDICATE THE FOLLOWING ON THE PLOT PLAN:
  - OVERALL DECK DIMENSIONS
  - LOCATION OF DECK IN RELATION TO HOUSE
  - LOCATION OF DECK IN RELATION TO LOT LINES
  - STAIR LOCATION (S) AND WIDTH
  
3. CONFIRM BEAM CANTILEVER WITH INSPECTOR
  - MAX. CANTILEVER FOR 38x184 JOISTS = 400mm
  - MAX. CANTILEVER FOR 38x235 JOISTS = 600mm
  - MAX. CANTILEVER = 1/6 OF JOIST SPAN

I \_\_\_\_\_ (PRINT NAME) HEREBY AGREE TO CONSTRUCT THE DECK IN ACCORDANCE WITH THE SUPPLIED INFORMATION NOTED ON PREVIOUS PAGE AND ABOVE.

SIGNATURE: \_\_\_\_\_ DATE: \_\_\_\_\_  
(OWNER/APPLICANT)

REFER TO OTHER SIDE FOR FURTHER INFORMATION